



Specify Tjernlund Draft, Combustion Air & Ventilation Products with Confidence!

Tjernlund is North America's leading manufacturer of induced draft and combustion air systems and controls. We have millions of Inducers, Power Venters, Combustion Air and Ventilation Systems in operation.

Duct Booster® Ventilation & Exhaust Fans

DRYER DUCT BOOSTER® MODELS LB1 & DE160

The residential capacity Dryer Duct Booster® is ideal for restrictive or long dryer exhaust duct runs over 25 equivalent feet. Saves energy by reducing drying times up to 50%. Reduces lint build-up, dust and fire hazard potential by maintaining proper velocity in duct runs up to 100 equivalent feet. It features the Lint Blitzer™ material handling impeller and a 5 year no-clog guarantee. Plugs into standard 115 VAC outlet and is automatically activated by clothes dryer. 50 watt, permanently lubricated motor is not exposed to heat, lint or moisture. Vibration isolated mounting bracket rotates 360° to accommodate any mounting orientation.



DUCT BOOSTER® FANS MODELS EA-5, EF-6, EF-8, EF-10, EF-12, EF-14, DB-2

Residential and Commercial Duct Booster fans boost air flow and increase the comfort level in hard to heat or cool rooms. Eliminates the need to adjust the thermostat or install auxiliary heating or cooling equipment. Fans can also be used for exhaust or fresh air intake applications. Fits into metal or flex duct. Models feature: easy installation, durability, economical price, variable speed adjustability, manual or automatic operation. Capacities from 180 CFM up to 1200 CFM.



HIGH PRESSURE DUCT BOOSTER® EXHAUST FANS

Residential and Commercial M-Series (Metal) and P-Series (Plastic) fans are our most versatile and durable fans featuring high pressure air handling performance, low noise and low



power usage. M-Series is ideal for long runs or air supply and exhaust applications requiring exacting performance. P-Series are the ultimate bathroom/spa exhausters and also work great for radon mitigation and dryer vent boosting. Units feature: easy installation, maintenance free operation, variable speed adjustability, backward inclined wheel and external rotor motor. Capacities from 150 to 700 CFM.

AIRESHARE™ ROOM-TO-ROOM VENTILATORS MODELS AS1, AS1P, R2R, R2RP

AireShare™ Room-to-Room transfer fans move air to rooms that are too hot or cold. Ultra quiet, low-profile design efficiently moves air through an interior wall cavity from room to room. Unique design allows Intake or Diffuser to be mounted high or low. Destratify stagnant air and improve ventilation rates inside home for greater comfort. Perfect for ductless heating/cooling, split system, PTAC, window A/C, electric baseboard & stoves or fireplaces. Hardwired and concealed power cord models available.



AIRESHARE™ LEVEL-TO-LEVEL VENTILATOR MODEL ASLL

AireShare™ Level-to-Level transfer fans are perfect for hard to heat or cool levels. Ultra quiet, flush mount design efficiently moves air through interior floors to uncomfortable levels. Destratify stagnant air and improve ventilation rates inside home for greater comfort. Move air from levels that are not directly served by ductless heating/cooling, split system, PTAC & window A/C units. Also great for electric baseboard, stoves & fireplaces.



UNDERAIRE™ POWERED CRAWL SPACE VENTILATORS MODELS V1, V1D, V2D

Tjernlund's UnderAire™ Crawl Space Ventilators exhaust moisture laden air from underneath homes & porches. Excessive humidity levels in crawl spaces is the leading cause of premature rotting of support columns, joists, floors and beam supports. Humidity can promote fungus growth, increased termite activity and also cause plumbing failures due to rust & corrosion. Models V1D and V2D include power cord and adjustable dehumidistat.



Side Wall & Power Vent Systems

POWER VENTERS

MODELS HSJ, HS1, HS2

Used for side wall venting natural gas, LP or oil fired equipment including: furnaces, boilers, water heaters and unit heaters. All models feature the UC1 Universal Control and a diaphragm Fan Proving Switch safety interlock. Damper allows adjustment for maximum combustion efficiency. Inputs up to 600,000 BTU/hr.



HSJ,1,2 Include UC1 Control

GPAK*-SERIES VENT PACKAGES

MODELS GPAK-JT* or 1T*, GPAK-1TR*

Primarily for 24V controlled, non-condensing gas furnaces and boilers. Complete kit includes the Power Venter, VH1-4 4" Vent Hood and DC4 4" Draft Control packaged together. Inputs up to 250,000 BTU/hr.



POWER VENTERS (COMMERCIAL)

MODELS HS3, HS4, HS5

Used for commercial applications to side wall or vertically vent natural gas or LP fired atmospheric or power burner equipment. All models feature the UC1 Universal Control and a diaphragm Fan Proving Switch safety interlock. Interlocks with any 24/115 VAC burner control circuit and also includes "dry" contact actuation option. Excellent for electric-to-gas conversions, renovations, new construction or for replacing deteriorated chimneys. Inputs from 450,000 to 1,825,000 BTU/hr.



HS3,4,5 Include UC1 Control

SIDESHOT® SIDE WALL VENT SYSTEMS

MODELS SS1, SS1C, SS2

The most technologically advanced sidewall vent systems available. Includes the UC1 Universal Control. Designed for oil fired heating equipment or a deluxe gas vent system. Patented terminus prevents staining by propelling flue gases away from the building exterior. Features; zero clearance installation, pre-wired operation and safety controls and stainless steel construction in all critical components. The second generation SS2 features a self-cleaning blower wheel, ultra fine draft adjustment and slide out venter assembly.

SS2 inputs up to 1.2 GPH; 150,000 gas
SS1 inputs from 1 GPH to 1.6 GPH; 160,000 gas
SS1C inputs up to 2.25 GPH



Includes UC1 Control

MILLIVOLT GAS WATER HEATER VENTING PACKAGES

MODELS VP-2F & VP-3F

For Side Wall venting millivolt gas water heaters. Excellent for electric-to-gas conversions, renovations, new construction or for replacing old chimneys. Vents up to 75 equivalent feet and includes: Post-Purge Relay/Timer, Gas Pressure Switch, Thermocouple Junction Adapter, Linear Limit Spillage Switch, and Vent Hood. Factory prewired electrical box and 24V Control Cables eliminate need for an electrician. Inputs from 25,000 to 120,000 BTU/hr.



In-Line Draft Inducers

MODELS DJ-3, D-3, I, IL, XL, HD

Easy to install in-line Draft Inducers assure a positive draft for cold starts, down drafts, negative building pressures, undersized flues or long horizontal vent connectors. For compliance with National codes use the UC1 Universal Control and PS1505 Fan Proving Switch to interlock with most burner circuits. Do not use for side wall venting applications. Inputs from 25,000 to 5,300,000 BTU/hr.



MODEL AD-1

Draft Inducer for residential wood or coal burning stoves. Eliminates smoky backup from moist or hard to ignite types of wood. AD-1 features: Variable speed control for combustion efficiency, easy installation, minimal maintenance, 115 VAC controls. Fits 5" to 8" pipe diameters.



Chimney Top Draft Inducers

MODELS CT750, CT750B, CT1500, CT1500B

Auto-Draft® Chimney Top inducers solve draft problems for gas, oil and solid fuel heaters. They are installed outdoors on top of the chimney and are designed for use with optional speed controls. Maintenance free motors are protected from excessive heat by Tjernlund's patented auxiliary cooling system at low speeds or during times of peak temperatures. Mounting base plate features a removable hinge pin for easy installation and access to chimney interior. Models CT750 and CT1500 feature galvanized steel construction. Models CT750B and CT1500B include high temp black finish. Input ranges from 400,000 to 3,500,000 BTU/hr.



Visit www.tjernlund.com for complete product details

In-Forcer™ Combustion Air & Fresh Air Intake Equipment

COMMERCIAL COMBUSTION AIR IN-FORCER™ MODELS PAI-3, 4, 5, 6, 7


The superior and cost-effective alternative to metal louvers. Packaged systems can pull air from an outside wall or roof up to 100 feet.

Wall/roof penetrations are reduced by up to 80% eliminating costly engineering expenses. The ideal method for providing combustion air in restaurants, interior or below grade mechanical rooms and in poor IAQ environments. Outdoor air can be ducted and diffused at ceiling level eliminating cold spots and destratifying hot spots in mechanical rooms. In-Forcers feature factory installed safety controls, slide out blowers, pre-filters and a heavy-duty 5052 aluminum intake hood. Complies with IMC and NFPA combustion air requirements. Inputs from 150,000 to 3,700,000 BTU/hr.



COMBUSTION AIR IN-FORCER™ MODELS PAI-10 & PAI-20 (for 115 VAC controls) PAI-1G & PAI-2G (for 24 VAC controls)

Interlock with residential/light commercial gas or oil heating equipment to provide a reliable source of fresh, outside air for more efficient combustion and reduction of negative pressure-induced backdrafting. Fan Proving Switch safety interlock and indicator light assure adequate combustion air before burner ignition. Split wheel blends room air with outside air for comfortable, tempered discharge. 3" PVC is used for inlet pipe runs and standard 6" flex or metal duct can be used on discharge side. Models feature: factory prewired controls, Built-in damper, easy installation, quiet operation and affordability. Inputs from 40,000 to 290,000 BTU/hr.



FRESH AIR IN-FORCER™ MODELS PAI-1T & PAI-2T


The PAI-T Series provide a reliable source of fresh, outside air for indoor ventilation. Outside air to dilute trapped pollutants and replace air vented by exhaust fans and fuel burning equipment can be provided during periods when leaving doors or windows open is not practical. Exhaust fan can also be wired in parallel with Timer/Clock for a true air exchange. Split wheel blends room air with outside air for comfortable, tempered discharge. 3" PVC intake pipe is used for inlet pipe runs and standard 6" flex or metal duct can be used on discharge side. Models feature: Timer/Clock for easy programming, built-in damper, easy installation, quiet operation and affordability.



Controls & Accessories

UNIVERSAL CONTROL MODEL UC1

The standard interlock control for Tjernlund's full line of fixed speed Power Venters, Draft Inducers and Combustion Air In-Forcers. Can be interlocked with virtually any burner control circuit. Features include: adjustable pre & post purge, LED status/diagnostic indicators, 10 second prover switch delay to avoid burner start up and wind induced short cycling. Interlocks with any 24/115 VAC burner control circuit and also includes "dry" contact actuation option. Selectable voltage eliminates false activation by burner control check circuits.



MULTIPLE APPLIANCE CONTROL MODELS MAC1E & MAC4E

Used with any UC1 controlled Inducer to interlock additional 24/115 VAC heaters. Powered by and communicates with the UC1 through a factory wired whip. For one additional 24/115 VAC heater add the MAC1E. To interlock up to four more additional 24/115 VAC heaters, add the MAC4E. MAC4Es can be daisy chained together for more than 5 heaters. **Important:** Total combined BTU/hr. input of all heaters and total equivalent pipe lengths must be within Inducer's capacity.



MILLIVOLT HEATER INTERLOCK MODEL WHKE

For use with UC1 Universal Control, MAC1E or MAC4E auxiliary controls. The WHKE gas pressure switch actuates the Inducer through the A - B dry contacts. The Linear Limit switch disables the heater in the event of a venting malfunction. Includes JA1 thermocouple junction adapter. To interlock millivolt water heater(s) only with a UC1 controlled Inducer add a WHKE for each millivolt heater. To interlock a millivolt water heater and one 24/115 VAC furnace or boiler with a UC1 controlled Inducer, add a WHKE and a MAC1E.



VENT HOOD MODELS VH1-3", 4", 6", 8", 10"

Specially designed to terminate Tjernlund Side Wall Vent Systems. They are also an approved method of terminating many horizontally vented appliances. Vent Hoods feature heavy duty, corrosive resistant aluminum construction. Models VH1-3, 4, 6 also feature built in clearances from combustibles. Building exteriors are kept clean while the aesthetics of the structure remain undisturbed. All mounting hardware is included.



BAROMETRIC DRAFT CONTROLS

MODELS DC4 THRU DC10, DC4G THRU DC10G

Quality engineered and manufactured to maintain a consistent draft on a wide range of oil and gas fired heating equipment. May be used with chimney vented or power vented heating equipment. For fan assisted gas, oil or solid fuel applications with vent diameters from 4-10" choose the DC4 thru DC10. For LP and Natural gas applications with vent diameters from 4-10", choose the DC4G thru DC10G.



Auto-Draft® Modulating & Fixed Speed Mechanical Draft & Combustion Air Systems


CONSTANT PRESSURE CONTROLLER MODEL CPC-3

The CPC-3 simultaneously monitors and controls draft and/or combustion air pressures. It modulates the speed of an Auto-Draft® inducer and/or Universal blower to maintain a user programmed set point. It also can control a motorized damper/ louver, its end-switch, or react to the contacts of a CO detector and disable interlocked heaters. It features a built in alarm and alarm contacts. Beyond boilers and water heaters, CPC-3 controlled systems are commonly used to vent banks of commercial clothes dryers and also multi-story exhaust chases. The CPC-3 includes four heater interlock terminal strips. By adding EXP-4E expansion modules up to 16 individual heaters can be interlocked.




AUTO-DRAFT® INDUCED DRAFT SYSTEMS MODELS FSAD8-115, FSAD10-115, FSAD12-230 VSAD8-230 or 460A, VSAD10-230 or 460A, VSAD12-230 or 460A

Exterior mount Variable or Fixed Speed Auto-Draft® Inducers reduce vent diameters up to 50%, overcome convoluted vent layouts & dramatically shorten stack height above roof line. Suitable for side wall venting for increased flexibility and savings. CPC-3 constant pressure controller automatically regulates fan speed based on a user set manifold/vent pressure, resulting in perfect draft & true energy savings. Safer than a traditional chimney because of redundant safety interlocks. Expansion boards enable up to 16 appliances to be interlocked. Combine with our commercial IN-FORCER or variable speed VSUB-Series combustion air intake systems for balanced exhaust and combustion air.



COMBUSTION AIR OR DRAFT UNIVERSAL BLOWERS

MODELS VSUB8, VSUB12, VSUB16, VSUB20, VSUB-Series Universal Blowers can mechanically vent gas and oil fired heaters up to 575° F., clothes dryers or be used as a variable speed Combustion Air Intake System. Common vent atmospheric, forced draft and fan assisted heaters and reduce vent diameters by up to 50% for significant cost savings. Use in conjunction with a CPC-3 controller to automatically regulate mechanical room pressure to maintain perfect levels of combustion air. Eliminate large uncontrolled combustion air louvers and the potential for freezing pipes. High pressure performance allows air to be ducted hundreds of feet from the source. Suitable for outdoor or indoor installation. Four models from 1,000 to 6,000 CFM.



COMBUSTION AND SUPPLY AIR BLOWERS

MODELS VSRI14, VSRI16, VSRI18, VSRI21, VSRI24, VSRI30, VSRI36

VSRI-Series, Variable Speed Round Inline fans are suitable for providing combustion and/or ventilation air. Use with the CPC-3 Constant Pressure Controller to automatically deliver the perfect amount of air to meet changing demand. For an Adjustable-Fixed speed system, use an open loop VFD to manually adjust speed of the VSRI. Continuously welded, heavy-gauge, corrosion resistant, enamel coated steel housing. Non-overloading, aluminum tubeaxial prop, statically and dynamically balanced. 208-230/460 VAC, TEFC, E-PLUS 3, inverter duty rated motors. Seven models with capacities from 2,400 to 31,000 CFM.



Santek Electronic Air Cleaners

MODELS SP-1200, SD-1000, SX-2000

Available in three models from 1,000 to 2,000 CFM. Air cleaners remove particles down to .01 microns capturing smoke, dust, pollen and bacteria with up to 95% efficiency. Air change requirements may be reduced when electronic air cleaners are used to reduce airborne pollutants. All models feature extra heavy-duty collecting cells and activated carbon filters for odor control. Model SP-1200 features recessed mounting, a low noise internal rotor motor and 3 speed operation. Model SD-1000 has 1 collecting cell and 3 speed operation. Model SX-2000 has 2 collecting cells and 3 speed operation.



Available From:



TJERNLUND PRODUCTS, INC.

1601 Ninth Street White Bear Lake, MN 55110-6794
Phone: 651.426.2993 800.255.4208 Fax: 651.426.9547
Visit our web site: www.tjernlund.com