



Submittal Data Sheet

EXP-4E EXPANSION MODULE TD-SERIES PRESSURE TRANSDUCERS FFP-1 FIRE & FREEZE PROTECTION LIMIT IPS-1 INDOOR PRESSURE SENSOR

Job Name: _____

Equipment Rep: _____

Contractor: _____

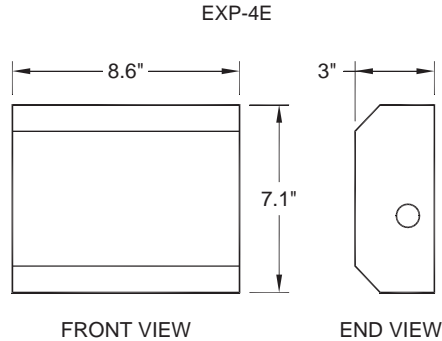
Prepared By: _____

Arch./Engr.: _____

Date: _____

EXP-4E Appliance Interlock Expansion Module Description

The EXP-4E Expansion Module allows up to four additional appliances to be interlocked with the CPC-3 Constant Pressure Controller. Three EXP-4E modules can be used with one CPC-3 for controlling up to sixteen appliances. It communicates with the CPC-3 via a plug in ribbon cable and has LED lights that provide the status of each appliance interlocked. Comes with a control box that has NEMA class 1 construction.

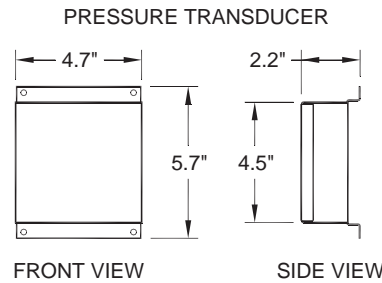


TD-Series Pressure Transducers Description

The TD-Series pressure transducers measure draft pressure within the vent pipe or mechanical room 10 times a second. They communicate with the CPC-3 which modulates the VFD to increase or decrease the Inducer/Blower motor to maintain perfect draft or combustion air. Includes automatic recalibration to stop electronic set point drifting and is not position sensitive.

TD-2 (+0.15" to -0.60" w.c.) for draft or "Sealed" (ducted sealed combustion air) sensing.

TD-3 (+0.10" to -0.10" w.c.) for "Open" (room pressure) combustion air sensing.

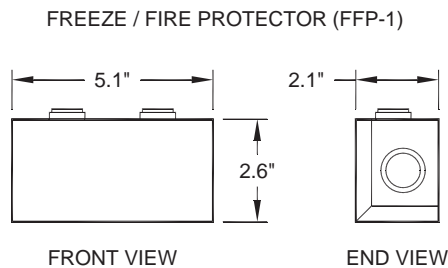


FFP-1 Fire & Freeze Protection Limit Description

The FFP-1 Fire and Freeze Protection Limit helps protect the boiler room from temperature extremes. It is used with Tjernlund Series Commercial Combustion Air Systems. The FFP-1 is designed to disrupt power to a combustion air supply blower in the event of a boiler room fire or an extended period where frigid outdoor air supply could cause pipes to freeze.

⚠ WARNING

Do not wire an FFP-1 into a flue gas exhaust system or interruption of the exhaust system may occur if boiler room temperature falls below Freeze Limit temperature setting.



IPS-1 Indoor Pressure Sensor Description

Decorative cover for indoor reference pressure probe for room pressure combustion air sensing. Includes sampling tube and fittings. For use with TD-Series pressure transducers.

